


SHAREHOLDING PATTERN			
1	Name of Listed Entity:		RANJAN POLYSTER LIMITED
2	Scrip Code/Name of Scrip/Class of Security		Equity
3	Share Holding Pattern Filed under: Reg. 31(1)(a)/Reg. 31(1)(b)/Reg.31(1)(c)		Reg.31(1)(b)
	a.	If under 31(1)(b) then indicate the report for Quarter ending	31st March, 2022
	b.	If under 31(1)(c) then indicate date of allotment/extinguishment	
4	Declaration: The Listed entity is required to submit the following declaration to the ex		
	Particulars		Yes* No*
	1	Whether the Listed Entity has issued any partly paid up shares?	No
	2	Whether the Listed Entity has issued any Convertible Securities or Warrants?	No
	3	Whether the Listed Entity has any shares against which depository receipts are issued?	No
	4	Whether the Listed Entity has any shares in locked-in?	No
	5	Whether any shares held by promoters are pledge or otherwise encumbered?	No



Table - I Summary Statement holding of specified securities

Category (I)	Category of Shareholder (II)	No of Shareholders (III)	No. of fully paid Equity Share Held (IV)	No. Of Partly Paid Equity Shares Held (V)	No. Of shares underlying Depository Receipts (VI)	Total Nos. Shares Held (VII) = IV+V+VI	Shareholding as a % of total no of Shares (calculated as per SCRR 1957) (VIII) as a % of (A+B+C2)	No of Voting Rights held in each class of securities (IX)				No of shares underlying outstanding convertible securities (including warrants) (X)	Shareholding as a % assuming full conversions of convertible securities (as a % of diluted equity capital) (XI)=VII+X as a % of (A+B+C2)	No. of Locked In Shares (XII)		(No of Shares pledged or otherwise encumbered (XIII))		No of Equity Shares Held In Dematerialized form (XIV)
								Class X	Class Y	Total	Total as a % of (A+B+C)			No. (a)	As a % of total shares held (b)	No. (a)	As a % of total shares held (b)	
(A)	Promoter & Promoter Group	14	2214555	0	0	2214555	73.7962	2214555	0	2214555	73.7962	0	73.7962	0	0.0000	0	0.0000	2214555
(B)	Public	285	786350	0	0	786350	26.2038	786350	0	786350	26.2038	0	26.2038	0	0.0000	0	0.0000	649050
(C)	Non Promoter - Non Public	0	0	0	0	0	0.0000	0	0	0	0.0000	0	0.0000	0	0.0000	0	0.0000	0
(C1)	Shares Underlying DRs	0	0	0	0	0	0.0000	0	0	0	0.0000	0	0.0000	0	0.0000	0	0.0000	0
(C2)	Share Held By Employees Trusts	0	0	0	0	0	0.0000	0	0	0	0.0000	0	0.0000	0	0.0000	0	0.0000	0
	Total	0	0	0	0	0	0.0000	0	0	0	0.0000	0	0.0000	0	0.0000	0	0.0000	0
	Total A+B+C1+C2	299	3000905	0	0	3000905	100.0000	3000905	0	3000905	100.0000	0	100.0000	0	0.0000	0	0.0000	2863605


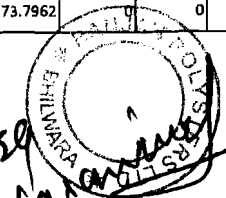
Udit Narain



RANJAN POLYSTER LIMITED
SHAREHOLDING PATTERN AS ON 31st March, 2022


Table - II Statement showing shareholding pattern of the Promoter and Promoter Group

S.No.	Category & Name of the Shareholder (I)	Entity type i.e.promoter OR promoter group entity (except promoter)	PAN (II)	No of Shareholders (III)	No. of fully paid Equity Share Held (IV)	No. Of Partly Paid Equity Shares Held (V)	No. Of shares underlying Depository Receipts (VI)	Total Nos. Shares Held (VII) = IV+V+VI	Shareholding as a % of total no of Shares (calculated as per SCRR 1957) (VIII) as a % of (A+B+C2)	No of Voting Rights held in each class of securities (IX)				No of shares underlying outstanding convertible securities (including warrants) (X)	Shareholding as a % assuming full conversions of convertible securities (as a % of diluted equity capital) (XI)=VII+X as a % of (A+B+C2)	No. of Locked in Shares (XII)		No of Shares pledged or otherwise encumbered (XIII)		No of Equity Shares Held In Dematerializ ed form (XIV)
										Class X	Class Y	Total	Total as a % of (A+B+C)			No. (a)	As a % of total shares held (b)	No. (a)	As a % of total shares held (b)	
(1)	Indian																			
(a)	Individual			11	1904100	0	0	1904100	63.4509	1904100	0	1904100	63.4509	0	63.4509	0	0.0000	0	0.0000	1904100
	Mahesh Kumar Bhimsariya		AEEP82543M		282500	0	0	282500	9.4138	282500	0	282500	9.4138	0	9.4138	0	0.0000	0	0.0000	282500
	Mohit Kumar Bhimsaria		AATPB2897H		259000	0	0	259000	8.6307	259000	0	259000	8.6307	0	8.6307	0	0.0000	0	0.0000	259000
	Mukesh Kumar Bhimsaria		AQB88917G		139000	0	0	139000	4.6319	139000	0	139000	4.6319	0	4.6319	0	0.0000	0	0.0000	139000
	Neha Bhimsaria		AHRPB3302L		281000	0	0	281000	9.3638	281000	0	281000	9.3638	0	9.3638	0	0.0000	0	0.0000	281000
	Saket Parikh		ABIP9761G		124900	0	0	124900	4.1621	124900	0	124900	4.1621	0	4.1621	0	0.0000	0	0.0000	124900
	Sant Kumar Bhimsaria		AQB88987C		145000	0	0	145000	4.8319	145000	0	145000	4.8319	0	4.8319	0	0.0000	0	0.0000	145000
	Sarika Bhimsaria		AHRPB3301K		126100	0	0	126100	4.2021	126100	0	126100	4.2021	0	4.2021	0	0.0000	0	0.0000	126100
	Shakuntala Devi Bhimsariya		ABYP87101N		139200	0	0	139200	4.6386	139200	0	139200	4.6386	0	4.6386	0	0.0000	0	0.0000	139200
	Shresht Bhimsaria		FPCPB8597D		135000	0	0	135000	4.4986	135000	0	135000	4.4986	0	4.4986	0	0.0000	0	0.0000	135000
	Sushma Bhimsaria		ABXP86611Q		137200	0	0	137200	4.5720	137200	0	137200	4.5720	0	4.5720	0	0.0000	0	0.0000	137200
	Tripti Parikh		AOCPP447LL		135200	0	0	135200	4.5053	135200	0	135200	4.5053	0	4.5053	0	0.0000	0	0.0000	135200
(b)	Huf			3	310455	0	0	310455	10.3454	310455	0	310455	10.3454	0	10.3454	0	0.0000	0	0.0000	310455
	Chiranjil Lal Mukhram Huf.		AABHC013DJ		139555	0	0	139555	4.6504	139555	0	139555	4.6504	0	4.6504	0	0.0000	0	0.0000	139555
	Mohit Kumar Huf		AAGHM3925E		50000	0	0	50000	1.6662	50000	0	50000	1.6662	0	1.6662	0	0.0000	0	0.0000	50000
	Saket Parikh (huf)		AASH53049B		120900	0	0	120900	4.0288	120900	0	120900	4.0288	0	4.0288	0	0.0000	0	0.0000	120900
(c)	Central Govt /state Govt/ President Of India			0	0	0	0	0	0.0000	0	0	0	0.0000	0	0.0000	0	0.0000	0	0.0000	0
(d)	Financial Inst/banks			0	0	0	0	0	0.0000	0	0	0	0.0000	0	0.0000	0	0.0000	0	0.0000	0
(e)	Any other			0	0	0	0	0	0.0000	0	0	0	0.0000	0	0.0000	0	0.0000	0	0.0000	0
	Other - Body Corporate			0	0	0	0	0	0.0000	0	0	0	0.0000	0	0.0000	0	0.0000	0	0.0000	0
	Sub - Total			14	2214555	0	0	2214555	73.7962	2214555	0	2214555	73.7962	0	73.7962	0	0.0000	0	0.0000	2214555
(2)	Foreign																			
(a)	Individual(nri/ Foreign Individual)			0	0	0	0	0	0	0	0	0	0	0	0	0	0	0	0	0
(b)	Government			0	0	0	0	0	0	0	0	0	0	0	0	0	0	0	0	0
(c)	Institutions			0	0	0	0	0	0	0	0	0	0	0	0	0	0	0	0	0
(d)	Foreign Portfolio Investor			0	0	0	0	0	0	0	0	0	0	0	0	0	0	0	0	0
(e)	Any Other			0	0	0	0	0	0	0	0	0	0	0	0	0	0	0	0	0
	Sub - Total			0	0	0	0	0	0	0	0	0	0	0	0	0	0	0	0	0
	Total Shareholding of Promoter and Promoter Group			14	2214555	0	0	2214555	73.7962	2214555	0	2214555	73.7962	0	73.7962	0	0.0000	0	0.0000	2214555

RANJAN POLYSTER LIMITED
SHAREHOLDING PATTERN AS ON 31st March, 2022
Table - II F Statement showing shareholding pattern of the Public shareholding


S.No.	Category & Name of the Shareholder (I)	PAN (II)	No of Shareholders (III)	No. of fully paid Equity Share Held (IV)	No. Of Partly Paid Equity Shares Held (V)	No. Of shares underlying Depository Receipts (VI)	Total Nos. Shares Held (VII) = (IV+V+VI)	Shareholding as a % of total no. of Shares (calculated as per SCRR 1957) (VIII) as a % of (A+B+C2)	No of Voting Rights held in each class of securities (IX)				No of shares underlying outstanding convertible securities (including warrants) (X)	Shareholding as a % assuming full conversions of convertible securities (as a % of diluted equity capital) (XI)=(VII+X) as a % of (A+B+C2)	No. of Locked in Shares (XII)		No of Shares pledged or otherwise encumbered (XIII)		No of Equity Shares Held in Dematerialized form (XIV)
									Class X	Class Y	Total	Total as a % of (A+B+C)			No. (a)	As a % of total shares held (b)	No. (a)	As a % of total shares held (b)	
(1)	Institutions																		
(a)	Mutual Funds		0	0	0	0	0	0.0000	0	0	0	0.0000	0	0.0000	0	0.0000	0	0.0000	0
(b)	Venture Capital Funds		0	0	0	0	0	0.0000	0	0	0	0.0000	0	0.0000	0	0.0000	0	0.0000	0
(c)	Alternate Investment Funds		0	0	0	0	0	0.0000	0	0	0	0.0000	0	0.0000	0	0.0000	0	0.0000	0
(d)	Foreign Venture Capital Investors		0	0	0	0	0	0.0000	0	0	0	0.0000	0	0.0000	0	0.0000	0	0.0000	0
(e)	Foreign Portfolio Investors		0	0	0	0	0	0.0000	0	0	0	0.0000	0	0.0000	0	0.0000	0	0.0000	0
(f)	Financial Inst/banks		0	0	0	0	0	0.0000	0	0	0	0.0000	0	0.0000	0	0.0000	0	0.0000	0
(g)	Insurance Companies		0	0	0	0	0	0.0000	0	0	0	0.0000	0	0.0000	0	0.0000	0	0.0000	0
(h)	Provident Funds/ Pension Fund		0	0	0	0	0	0.0000	0	0	0	0.0000	0	0.0000	0	0.0000	0	0.0000	0
(i)	Any other																		
	Sub-total (B)(1)		0	0	0	0	0	0.0000	0	0	0	0.0000	0	0.0000	0	0.0000	0	0.0000	0
(2)	Central Govt /state Govt/ President Of India		0	0	0	0	0	0.0000	0	0	0	0.0000	0	0.0000	0	0.0000	0	0.0000	0
	Sub-total (B)(2)		0	0	0	0	0	0.0000	0	0	0	0.0000	0	0.0000	0	0.0000	0	0.0000	0
(3)	Non-institutions																		
(a)	(i) Individual-Holding Nom. Val. upto Rs.2 lakhs		278	132200	0	0	132200	4.4053	132200	0	132200	4.4053	0	4.4053	0	0.0000	0	0.0000	3900
	(ii) Individual-Holding Nom. Val. greater than Rs.2 lakhs		4	499040	0	0	499040	15.6297	499040	0	499040	15.6297	0	15.6297	0	0.0000	0	0.0000	499040
	Harsh Agarwal	CIZPA5234M		114000	0	0	114000	3.7989	114000	0	114000	3.7989	0	3.7989	0	0.0000	0	0.0000	114000
	Rachna Khemka	AGFPK2989K		101530	0	0	101530	3.3833	101530	0	101530	3.3833	0	3.3833	0	0.0000	0	0.0000	101530
	Ridham Agarwal	CZTPA5494A		146910	0	0	146910	4.8955	146910	0	146910	4.8955	0	4.8955	0	0.0000	0	0.0000	146910
	Sunil Kumar Khetan	AKPPK4327B		136600	0	0	136600	4.5520	136600	0	136600	4.5520	0	4.5520	0	0.0000	0	0.0000	136600
(b)	Nbfc Registered With Rbi		0	0	0	0	0	0.0000	0	0	0	0.0000	0	0.0000	0	0.0000	0	0.0000	0
(c)	Employees Trust		0	0	0	0	0	0.0000	0	0	0	0.0000	0	0.0000	0	0.0000	0	0.0000	0
(d)	Overseas Depository Holding DRs		0	0	0	0	0	0.0000	0	0	0	0.0000	0	0.0000	0	0.0000	0	0.0000	0
(e)	Any Other																		
	Other - Body Corp		2	9000	0	0	9000	0.2999	9000	0	9000	0.2999	0	0.2999	0	0.0000	0	0.0000	0
	Other - Individual HUF		1	146110	0	0	146110	4.8689	146110	0	146110	4.8689	0	4.8689	0	0.0000	0	0.0000	146110
	Manish Kumar Huf	AADHM3037N		146110	0	0	146110	4.8689	146110	0	146110	4.8689	0	4.8689	0	0.0000	0	0.0000	146110
	Sub-total (B)(3)		285	786350	0	0	786350	26.2038	786350	0	786350	26.2038	0	26.2038	0	0.0000	0	0.0000	649050
	Total Public Shareholding		285	786350	0	0	786350	26.2038	786350	0	786350	26.2038	0	26.2038	0	0	0	0	649050

Chitra Nandan


IRANJAN POLYSTER LIMITED
SHAREHOLDING PATTERN AS ON 31st March, 2022

Table - IV Statement showing shareholding pattern of the Non Promoter - Non Public shareholder

S.No.	Category & Name of the Shareholder (I)	PAN (II)	No of Shareholders (III)	No. of fully paid Equity Share Held (IV)	No. Of Partly Paid Equity Shares Held (V)	No. Of shares underlying Depository Receipts (VI)	Total Nos. Shares Held (VII) = IV+V+VI	Shareholding % as of total no of Shares (VIII) as a % of (A+B+C2)	No of Voting Rights held in each class of securities (IX)				No of shares underlying outstanding convertible securities (including warrants) (X)	Shareholding as a % assuming full conversions of convertible securities (as a % of diluted equity capital) (XI)=VII+X as a % of (A+B+C2)	No. of Locked in Shares:(XII)		No of Shares pledged or otherwise encumbered (XIII)		No of Equity Shares Held in Dematerialized form (XIV)	
									Class X	Class Y	Total	Total as a % of (A+B+C)			No. (a)	As a % of total shares held (b)	No. (a)	As a % of total shares held (b)		
(1)	Custodian/DR Holder																			
(a)	names																			
(2)	Employees Benefit Trust (under SEBI Based employees benefit) Regulation 2014																			
(a)	names																			
	Total Non-Promoter Non Public shareholding C = C1+C2		0	0	0	0	0	0	0	0	0	0	0	0	0	0	0	0	0	0

Chitra N. Chandra


RANJAN POLYSTER LIMITED
SHAREHOLDING PATTERN AS ON 31ST MARCH, 2022
Table V- Statement showing details of significant beneficial owners

Sr. No.	Details of the significant beneficial owner (i)			Details of the registered owner (id)			Particulars of the shares in which significant		Date of creation / acquisition of significant beneficial interest (IV)
	Name	PAN	Nationality	Name	PAN	Nationality	Number of shares	Shareholding as a % of total no. of shares (calculated as per SCRR, 1957) As a % of (A+B+C2)	
1	Maresh Kumar Bhimsariya	AEEP2543M	India	Santkumar Mareshkumar	AADHS431	India	0		31-01-2016
2	Sant Kumar Bhimsaria	AQBPB8987C	India	Chiranjil Lal Mukhram Huf	AABHC013	India	4.65		31-10-2016
3	Sant Kumar Bhimsaria	AQBPB8987C	India	Santkumar Mohitkumar H	AADHS431	India	0		31-10-2016
4	Mohit Kumar Bhimsaria	AATPB2897H	India	Mohit Kumar Huf	AAGHM39	India	1.67		17-03-2021

Chitrag Navani