


**Format of holding of specified securities**

- 1 Name of Listed Entity : **RANJAN POLYSTERS LIMITED**
- 2 Scrip Code/ Name of Scrip/Class of Security : **EQUITY SHARES**
- 3 Share holding Pattern Filed under: Reg. 31(1)(a)/Reg. 31(1)(b)/Reg.31(1)( c )
  - a. If under 31(1)(b) then indicate the report for Quarter ending : **QUARTER ENDED 30.09.2019**
  - b. If under 31(1)(c) then indicate date of allotment/extinguishment
- 4 Declaration: The Listed entity is required to submit the following declaration to the extent of submission of information:-


Sr. No.	Particulars	Yes*/No*
1	Whether the Listed Entity has issued any partly paid up shares?	No
2	Whether the Listed Entity has issued any Convertible Securities?	No
3	Whether the Listed Entity has issued any Warrants?	No
4	Whether the Listed Entity has any shares against which depository receipts are issued?	No
5	Whether the Listed Entity has any shares in locked-in?	No
6	Whether any shares held by promoters are pledge or otherwise encumbered?	No
7	Whether Company has equity shares with differential voting Rights?	No
8	Whether the listed has significant beneficial owner?	Yes

- 5 The tabular format for disclosure of holding of specified securities is as follows:-



**RAMJAN POLYSTER LIMITED**  
**SHAREHOLDING PATTERN AS ON 30/09/2019**  
**Table - I Summary Statement holding of specified securities**


Category (I)	Category of Shareholder (II)	No of Shareholders (III)	No. of fully paid Equity Share Held (IV)	No. Of Partly Paid Equity Shares Held (V)	No. Of shares underlying Depository Receipts (VI)	Total Nos. Shares Held (VII) = IV+V+VI	Shareholding as a % of total no of Shares (calculated as per SCRR 1957) (VIII) as a % of (A+B+C2)	No of Voting Rights held in each class of securities (IX)				No of shares underlying outstanding convertible securities	Shareholding as a % assuming full conversions of convertible securities (as a % of diluted equity capital) (XI)=VII+X as a % of (A+B+C2)	No. of Locked In Shares (XII)		No of Shares pledged or otherwise encumbered (XIII)		No of Equity Shares Held in Dematerialized form (XIV)
								Class X	Class Y	Total	Total as a % of (A+B+C)			No. (a)	As a % of total shares held (b)	No. (e)	As a % of total shares held (b)	
(A)	Promoter & Promoter Group	16	2214555	0	0	2214555	73.7962	2214555	0	2214555	73.7962	0	73.7962	0	0	0	0	2214555
(B)	Public	285	786350	0	0	786350	26.2038	786350	0	786350	26.2038	0	26.2038	0	0	0	0	647450
(C)	Non Promoter - Non Public	0	0	0	0	0	0.0000	0	0	0	0.0000	0	0.0000	0	0	0	0	0
(C1)	Shares Underlying DRs	0	0	0	0	0	0.0000	0	0	0	0.0000	0	0.0000	0	0	0	0	0
(C2)	Share Held By Employees Trusts	0	0	0	0	0	0.0000	0	0	0	0.0000	0	0.0000	0	0	0	0	0
	Total	0	0	0	0	0	0.0000	0	0	0	0.0000	0	0.0000	0	0	0	0	0
	Total A+B+C1+C2	302	3000905	0	0	3000905	100.0000	3000905	0	3000905	100.0000	0	100.0000	0	0	0	0	2862805



**RANJAN POLYSTER LIMITED**  
**SHAREHOLDING PATTERN AS ON 30/09/2019**


**Table - II Statement showing shareholding pattern of the Promoter and Promer Group**

S.No.	Category & Name of the Shareholder (I)	PAN (II)	No of Shareholders (III)	No. of fully paid Equity Shares Held (IV)	No. Of Partly Paid Equity Shares Held (V)	No. Of shares underlying Depository Receipts (VI)	Total Nos. Shares Held (VII) = IV+V+VI	Shareholding as a % of total no of Shares (calculated as per SCRR 1957) (VIII) as a % of (A+B+C2)	No of Voting Rights held in each class of securities (IX)				No of shares underlying convertible securities (including warrants) (X)	Shareholding as a % assuming full conversions of convertible securities (as a % of diluted equity capital) (XI)=VII+X as a % of (A+B+C2)	No. of Locked In Shares (XII)		No of Shares pledged or otherwise encumbered (XIII)	No of Equity Shares Held in Dematerialized form (XIV)
									Class X	Class Y	Total	Total as a % of (A+B+C)			No. (a)	As a % of total shares (b)		
(1)	Indian																	
(a)	Individual		20	1513100	0	0	1513100	50.4215	1513100	0	1513100	50.4215	0	50.4215	0	0	0	1513100
	Mahesh Kumar Bhimsariya	4EEP82543M		282500	0	0	282500	9.4138	282500	0	282500	9.4138	0	9.4138	0	0	0	282500
	Mohit Kumar Bhimsaria	AATP82897H		139000	0	0	139000	4.6319	139000	0	139000	4.6319	0	4.6319	0	0	0	139000
	Mukesh Kumar Bhimsaria	AQ8PB8917G		139000	0	0	139000	4.6319	139000	0	139000	4.6319	0	4.6319	0	0	0	139000
	Neha Bhimsaria	AHRP83302L		145000	0	0	145000	4.8319	145000	0	145000	4.8319	0	4.8319	0	0	0	145000
	Saket Parikh	ABPP9761G		124900	0	0	124900	4.1621	124900	0	124900	4.1621	0	4.1621	0	0	0	124900
	Sant Kumar Bhimsaria	AQBFB8987C		145000	0	0	145000	4.8319	145000	0	145000	4.8319	0	4.8319	0	0	0	145000
	Sarika Bhimsaria	AHRP83301K		126100	0	0	126100	4.2021	126100	0	126100	4.2021	0	4.2021	0	0	0	126100
	Shakuntala Devi Bhimsariya	ABYF87101N		139200	0	0	139200	4.6386	139200	0	139200	4.6386	0	4.6386	0	0	0	139200
	Sushma Bhimsaria	ABXP86611Q		137200	0	0	137200	4.5720	137200	0	137200	4.5720	0	4.5720	0	0	0	137200
	Tripti Parikh	AOCPP4471L		135200	0	0	135200	4.5053	135200	0	135200	4.5053	0	4.5053	0	0	0	135200
(b)	Huf		6	701455	0	0	701455	23.3748	701455	0	701455	23.3748	0	23.3748	0	0	0	701455
	Chiranjil Lal Mukhram Huf .	4ABHC0130J		139555	0	0	139555	4.6504	139555	0	139555	4.6504	0	4.6504	0	0	0	139555
	Mohit Kumar Huf	AAGHM3925E		50000	0	0	50000	1.6662	50000	0	50000	1.6662	0	1.6662	0	0	0	50000
	Saket Parikh (huf)	AASH33049B		120900	0	0	120900	4.0288	120900	0	120900	4.0288	0	4.0288	0	0	0	120900
	Santkumar Maheshkumar Huf	4ADHS4316Q		120000	0	0	120000	3.9988	120000	0	120000	3.9988	0	3.9988	0	0	0	120000
	Santkumar Mohitkumar Huf	AADHS4318A		135000	0	0	135000	4.4986	135000	0	135000	4.4986	0	4.4986	0	0	0	135000
	Santkumar Mukeshkumar Huf	AAGHS6721L		136000	0	0	136000	4.5320	136000	0	136000	4.5320	0	4.5320	0	0	0	136000
(c)	Central Govt /state Govt/ President Of India		0	0	0	0	0	0.0000	0	0	0	0.0000	0	0.0000	0	0	0	0
(d)	Financial Inst/banks		0	0	0	0	0	0.0000	0	0	0	0.0000	0	0.0000	0	0	0	0
(e)	Any other																	
	Other - Body Corporate		0	0	0	0	0	0	0	0	0	0	0	0	0	0	0	0
	Sub - Total		16	2214555	0	0	2214555	73.7962	2214555	0	2214555	73.7962	0	73.7962	0	0	0	2214555
(2)	Foreign																	
(a)	Individual(nri/ Foreign Individual )		0	0	0	0	0	0	0	0	0	0	0	0	0	0	0	0
(b)	Government		0	0	0	0	0	0	0	0	0	0	0	0	0	0	0	0
(c)	Institutions		0	0	0	0	0	0	0	0	0	0	0	0	0	0	0	0
(d)	Foreign Portfolio Investor		0	0	0	0	0	0	0	0	0	0	0	0	0	0	0	0
(e)	Any Other																	
	Sub - Total		0	0	0	0	0	0	0	0	0	0	0	0	0	0	0	0
	Total Shareholding of Promoter and Promoter Group		16	2214555	0	0	2214555	73.7962	2214555	0	2214555	73.7962	0	73.7962	0	0	0	2214555



**RANJAN POLYSTER LIMITED**  
**SHAREHOLDING PATTERN AS ON 30/09/2019**  
**Table - III Statement showing shareholding pattern of the Public shareholding**


S.No.	Category & Name of the Shareholder (I)	PAN (II)	No. of Shareholders (III)	No. of fully paid Equity Shares Held (IV)	No. Of Partly Paid Equity Shares Held (V)	No. Of shares underlying Depository Receipts (VI)	Total Nos. Shares Held (VII) = IV+V+VI	Shareholding as a % of total no of Shares (calculated as per SCAR)	No. of Voting Rights held in each class of securities (IX)				No of shares underlying convertible securities (including warrants) (X)	Shareholding as a % assuming full conversions of convertible securities (as a % of diluted equity capital) (XI)=VII+X as a % of (A+B+C2)	No. of Locked in Shares (XII)		No of Shares pledged or otherwise encumbered (XIII)		No of Equity Shares Held in Dematerialized form (XIV)
									Class X	Class Y	Total	Total as a % of (A+B+C)			No. (a)	As a % of total shares held (b)	No. (a)	As a % of total shares held (b)	
(1)	Institutions																		
(a)	Mutual Funds		0	0	0	0	0	0	0	0	0	0.0000	0	0.0000	0	0	0	0	0
(b)	Venture Capital Funds		0	0	0	0	0	0	0	0	0	0.0000	0	0.0000	0	0	0	0	0
(c)	Alternate Investment Funds		0	0	0	0	0	0	0	0	0	0.0000	0	0.0000	0	0	0	0	0
(d)	Foreign Venture Capital Investors		0	0	0	0	0	0	0	0	0	0.0000	0	0.0000	0	0	0	0	0
(e)	Foreign Portfolio Investors		0	0	0	0	0	0	0	0	0	0.0000	0	0.0000	0	0	0	0	0
(f)	Financial Inst/banks		0	0	0	0	0	0	0	0	0	0.0000	0	0.0000	0	0	0	0	0
(g)	Insurance Companies		0	0	0	0	0	0	0	0	0	0.0000	0	0.0000	0	0	0	0	0
(h)	Provident Funds/ Pension Fund		0	0	0	0	0	0	0	0	0	0.0000	0	0.0000	0	0	0	0	0
(i)	Any other																		
	Sub-total (B)(1)		0	0	0	0	0	0	0	0	0	0.0000	0	0.0000	0	0	0	0	0
(2)	Central Govt /state Govt/ President Of India		0	0	0	0	0	0	0	0	0	0.0000	0	0.0000	0	0	0	0	0
	Sub-total (B)(2)		0	0	0	0	0	0	0	0	0	0.0000	0	0.0000	0	0	0	0	0
(3)	Non-institutions																		
(a)	(i) Individual-Holding Norm. Val. upto Rs.2 lakhs		279	132200	0	0	132200	4.4053	132200	0	132200	4.4053	0	4.4053	0	0	0	0	2300
	(ii) Individual-Holding Norm. Val. greater than Rs.2 lakhs		4	499040	0	0	499040	16.6297	499040	0	499040	16.6297	0	16.6297	0	0	0	0	499040
	Harsh Agarwal	CZPA5234M		114000	0	0	114000	3.7989	114000	0	114000	3.7989	0	3.7989	0	0	0	0	114000
	Rachna Khemka	AGFPK2989K		101530	0	0	101530	3.3833	101530	0	101530	3.3833	0	3.3833	0	0	0	0	101530
	Ridham Agarwal	CZTPA5494A		146910	0	0	146910	4.8955	146910	0	146910	4.8955	0	4.8955	0	0	0	0	146910
	Sunil Kumar Khetan	AKPPK4327B		136600	0	0	136600	4.5520	136600	0	136600	4.5520	0	4.5520	0	0	0	0	136600
(b)	Nbfc Registered With Rbi		0	0	0	0	0	0.0000	0	0	0	0.0000	0	0.0000	0	0	0	0	0
(c)	Employees Trust		0	0	0	0	0	0.0000	0	0	0	0.0000	0	0.0000	0	0	0	0	0
(d)	Overseas Depository Holding DRs		0	0	0	0	0	0.0000	0	0	0	0.0000	0	0.0000	0	0	0	0	0
(e)	Any Other																		
	Other - Body Corp		2	9000	0	0	9000	0.2999	9000	0	9000	0.2999	0	0.2999	0	0	0	0	0
	Other - Individual HUF		1	146110	0	0	146110	4.8689	146110	0	146110	4.8689	0	4.8689	0	0	0	0	146110
	Manish Kumar Huf	AADHM3037N		146110	0	0	146110	4.8689	146110	0	146110	4.8689	0	4.8689	0	0	0	0	146110
	Sub-total (B)(3)		286	786350	0	0	786350	26.2038	786350	0	786350	26.2038	0	26.2038	0	0	0	0	647450
	Total Public Shareholding		286	786350	0	0	786350	26.2038	786350	0	786350	26.2038	0	26.2038	0	0	0	0	647450



**RANJAN POLYSTER LIMITED**  
**SHAREHOLDING PATTERN AS ON 30/09/2019**

Table - IV Statement showing shareholding pattern of the Non Promoter - Non Public shareholder

S.No.	Category & Name of the Shareholder (I)	PAN (II)	No of Shareholders (III)	No. of fully paid Equity Share Held (IV)	No. Of Partly Paid Equity Shares Held (V)	No. Of shares underlying Depository Receipts (VI)	Total Nos. Shares Held (VII) = IV+V+VI	Shareholding % as of total no of Shares (VIII) as a % of (A+B+C2)	No of Voting Rights held in each class of securities (IX)				No of shares underlying outstanding convertible securities (including warrants) (X)	Shareholding as a % assuming full conversions of convertible securities (as a % of diluted equity capital) (XI)=VII+X as a % of (A+B+C2)	No. of Locked In Shares (XII)		No of Shares pledged or otherwise encumbered (XIII)		No of Equity Shares Held in Dematerialized form (XIV)
									Class X	Class Y	Total	Total as a % of (A+B+C)			No. (a)	As a % of total shares held (b)	No. (a)	As a % of total shares held (b)	
(1)	Custodian/DR Holder																		
(a)	names																		
(2)	Employees Benefit Trust (under SEBI Based employees benefit ) Regulation 2D14																		
(a)	names																		
	Total Non-Promoter Non Public shareholding C = C1+C2																		



**RANJAN POLYSTER LIMITED**  
**SHAREHOLDING PATTERN AS ON 30/09/2019**

**Table V- Statement showing details of significant beneficial owners**

Sr. No.	Details of the significant beneficial owner (i)			Details of the registered owner (id)			Particulars of the shares in which		Date of creation / acquisition of significant beneficial interest (IV)
	Name	PAN	Nationality	Name	PAN	Nationality	Number of shares	Shareholding as a % of total no. of shares (calculated as per SCRR, 1957) As a % of (A+B+C)	
1	MAHESH KUMAR BHIMSARIYA	AEEP2543M	India	SANTKUMAR MAHESHKUMAR	AADHS431	India	4		31-01-2016
2	SANT KUMAR BHIMSARIA	AQBPB8987C	India	Chiranji Lal Mukhran Huf	AABHCD13	India	4.65		31-10-2006
3	SANT KUMAR BHIMSARIA	AQBPB8987C	India	Santkumar Mohitkumar H	AADHS431	India	4.5		31-10-2006

