

Format of holding of specified securities

1 Name of Listed Entity : **RANJAN POLYSTERS LIMITED**

2 Scrip Code/ Name of Scrip/Class of Security : **EQUITY SHARES**

3 Share holding Pattern Filed under: Reg. 31(1)(a)/Reg. 31(1)(b)/Reg.31(1)(c)


a. If under 31(1)(b) then indicate the report for Quarter ending : **QUARTER ENDED 30.06.2018**

b. If under 31(1)(c) then indicate date of allotment/extinguishment

4 Declaration: The Listed entity is required to submit the following declaration to the extent of submission of information:-


Sr. No.	Particulars	Yes*/No*
1	Whether the Listed Entity has issued any partly paid up shares?	No
2	Whether the Listed Entity has issued any Convertible Securities or Warrants?	No
3	Whether the Listed Entity has any shares against which depository receipts are issued?	No
4	Whether the Listed Entity has any shares in locked-in?	No
5	Whether any shares held by promoters are pledge or otherwise encumbered?	No

5 The tabular format for disclosure of holding of specified securities is as follows:-




RANJAN POLYSTER LIMITED
SHAREHOLDING PATTERN AS ON 30/06/2018
Table - I Summary Statement holding of specified securities

Category (I)	Category of Shareholder (II)	No of Shareholders (III)	No. of fully paid Equity Share Held (IV)	No. Of Partly Paid Equity Shares Held (V)	No. Of shares underlying Depository Receipts (VI)	Total Nos. Shares Held (VII) = IV+V+VI	Shareholding as a % of total no of Shares (calculated as per SCRR 1957) (VIII) as a % of (A+B+C2)	No of Voting Rights held in each class of securities (IX)				No of shares underlying outstanding convertible securities (including warrants) (X)	Shareholding as a % assuming full conversions of convertible securities (as a % of diluted equity capital) (XI) = VIII+X as a % of (A+B+C2)	No. of Locked in Shares (XII)		No of Shares pledged or otherwise encumbered (XIII)		No of Equity Shares Held in Dematerialized form (XIV)
								Class X	Class Y	Total	Total as a % of (A+B+C)			No. (a)	As a % of total shares held (b)	No. (a)	As a % of total shares held (b)	
(A)	Promoter & Promoter Group	15	2164555	0	0	2164555	72.1301	2164555	0	2164555	72.1301	0	72.1301	0	0.0000	0	0.0000	2164555
(B)	Public	287	836350	0	0	836350	27.8699	836350	0	836350	27.8699	0	27.8699	0	0.0000	0	0.0000	200
(C)	Non Promoter - Non Public	0	0	0	0	0	0.0000	0	0	0	0.0000	0	0.0000	0	0.0000	0	0.0000	0
(C1)	Shares Underlying DRs	0	0	0	0	0	0.0000	0	0	0	0.0000	0	0.0000	0	0.0000	0	0.0000	0
(C2)	Share Held By Employees Trusts	0	0	0	0	0	0.0000	0	0	0	0.0000	0	0.0000	0	0.0000	0	0.0000	0
	Total	0	0	0	0	0	0.0000	0	0	0	0.0000	0	0.0000	0	0.0000	0	0.0000	0
	Total A+B+C1+C2	302	3000905	0	0	3000905	100.0000	3000905	0	3000905	100.0000	0	100.0000	0	0.0000	0	0.0000	2164755




RANJAN POLYSTER LIMITED
SHAREHOLDING PATTERN AS ON 30/06/2018
Table - II Statement showing shareholding pattern of the Promoter and Promoter Group

S.No.	Category & Name of the Shareholder (I)	PAN (II)	No of Shareholders (III)	No. of fully paid Equity Shares Held (IV)	No. Of Partly Paid Equity Shares Held (V)	No. Of shares underlying Depository Receipts (VI)	Total Nos. Shares Held (VII) = IV+V+VI	Shareholding as a % of total no of Shares (calculated as per SCRR 1957) (VIII) as a % of (A+B+C)	No of Voting Rights held in each class of securities (IX)				No of shares underlying outstanding convertible securities (including warrants) (X)	Shareholding as a % assuming full conversion of convertible securities (as a % of diluted equity capital) (XI) = (X) + (VII) as a % of (A+B+C)	No. of Locked In Shares (XII)		No of Shares pledged or otherwise encumbered (XIII)		No of Equity Shares Held in Dematerialized form (XIV)
									Class X	Class Y	Total	Total as a % of (A+B+C)			No. (a)	As a % of total shares held (b)	No. (c)	As a % of total shares held (d)	
(1)	Indian																		
(a)	Individual		10	1513100	0	0	1513100	50.4215	1513100	0	1513100	50.4215	0	50.4215	0	0.0000	0	0.0000	1513100
	Mahesh Kumar Bhimsaria	AEEP2543M		282500	0	0	282500	9.4138	282500	0	282500	9.4138	0	9.4138	0	0.0000	0	0.0000	282500
	Mohit Kumar Bhimsaria	AATPB2897H		139000	0	0	139000	4.6319	139000	0	139000	4.6319	0	4.6319	0	0.0000	0	0.0000	139000
	Mukesh Kumar Bhimsaria	AQBP88917G		139000	0	0	139000	4.6319	139000	0	139000	4.6319	0	4.6319	0	0.0000	0	0.0000	139000
	Neha Bhimsaria	AHRPB3302L		145000	0	0	145000	4.8319	145000	0	145000	4.8319	0	4.8319	0	0.0000	0	0.0000	145000
	Saket Parikh	ABPP9751G		124900	0	0	124900	4.1621	124900	0	124900	4.1621	0	4.1621	0	0.0000	0	0.0000	124900
	Sant Kumar Bhimsaria	AQBP88987C		145000	0	0	145000	4.8319	145000	0	145000	4.8319	0	4.8319	0	0.0000	0	0.0000	145000
	Sarika Bhimsaria	AHRPB3301K		126100	0	0	126100	4.2021	126100	0	126100	4.2021	0	4.2021	0	0.0000	0	0.0000	126100
	Shakuntala Devi Bhimsaria	ABYP87101N		139200	0	0	139200	4.6386	139200	0	139200	4.6386	0	4.6386	0	0.0000	0	0.0000	139200
	Sushma Bhimsaria	ABXP86611Q		137200	0	0	137200	4.5720	137200	0	137200	4.5720	0	4.5720	0	0.0000	0	0.0000	137200
	Tripti Parikh	AOCPP4471L		135200	0	0	135200	4.5053	135200	0	135200	4.5053	0	4.5053	0	0.0000	0	0.0000	135200
(b)	Huf		5	651455	0	0	651455	21.7086	651455	0	651455	21.7086	0	21.7086	0	0.0000	0	0.0000	651455
	Chiranj Lal Mukham Huf .	AABMC0130J		139555	0	0	139555	4.6504	139555	0	139555	4.6504	0	4.6504	0	0.0000	0	0.0000	139555
	Saket Parikh	AASH53049B		120900	0	0	120900	4.0288	120900	0	120900	4.0288	0	4.0288	0	0.0000	0	0.0000	120900
	Sant Kumar Bhimsaria	AADHS4316Q		120000	0	0	120000	3.9988	120000	0	120000	3.9988	0	3.9988	0	0.0000	0	0.0000	120000
	Sant Kumar Bhimsaria	AADHS4318A		135000	0	0	135000	4.4986	135000	0	135000	4.4986	0	4.4986	0	0.0000	0	0.0000	135000
	Sant Kumar Bhimsaria	AAGHS6721L		136000	0	0	136000	4.5320	136000	0	136000	4.5320	0	4.5320	0	0.0000	0	0.0000	136000
(c)	Central Govt /state Govt/ President Of India		0	0	0	0	0	0.0000	0	0	0	0.0000	0	0.0000	0	0.0000	0	0.0000	0
(d)	Financial Insr./banks		0	0	0	0	0	0.0000	0	0	0	0.0000	0	0.0000	0	0.0000	0	0.0000	0
(e)	Any other																		
	Other - Body Corporate		0	0	0	0	0	0.0000	0	0	0	0.0000	0	0.0000	0	0.0000	0	0.0000	0
	Sub - Total		15	2164555	0	0	2164555	72.1301	2164555	0	2164555	72.1301	0	72.1301	0	0	0	0	2164555
(2)	Foreign																		
(a)	Individual (not/ Foreign Individual)		0	0	0	0	0	0	0	0	0	0	0	0	0	0	0	0	0
(b)	Government		0	0	0	0	0	0	0	0	0	0	0	0	0	0	0	0	0
(c)	Institutions		0	0	0	0	0	0	0	0	0	0	0	0	0	0	0	0	0
(d)	Foreign Portfolio investors		0	0	0	0	0	0	0	0	0	0	0	0	0	0	0	0	0
(e)	Any Other																		
	Sub - Total		0	0	0	0	0	0	0	0	0	0	0	0	0	0	0	0	0
	Total Shareholding of Promoter and Promoter Group		15	2164555	0	0	2164555	72.1301	2164555	0	2164555	72.1301	0	72.1301	0	0	0	0	2164555



RANJAN POLYESTER LIMITED
SHAREHOLDING PATTERN AS ON 30/06/2018
Table - III Statement showing shareholding pattern of the Public shareholding

S.No.	Category & Name of the Shareholder (I)	PAN (II)	No of Shareholders (III)	No. of fully Paid Equity Share Held (IV)	No. Of Partly Paid Equity Shares Held (V)	No. Of shares underlying Depository Receipts (VI)	Total Nos. Shares Held (VII) = IV+V+VI	Shareholding as a % of total no of Shares (calculated as per SCRR 1957) (VIII) as a % of (A+B+C2)	No of Voting Rights held in each class of securities (IX)				No of shares underlying convertible securities (including warrants) (X)	Shareholding as a % assuming full conversions of convertible securities (as a % of diluted equity capital) (XI)=VII+X as a % of (A+B+C2)	No. of Locked in Shares (XII)		No of Shares pledged or otherwise encumbered (XIII)		No of Equity Shares Held in Dematerial form (XIV)
									Class X	Class Y	Total	Total as a % of (A+B+C)			No. (a)	As a % of total shares held (b)	No. (a)	As a % of total shares held (b)	
(1)	Institutions																		
(a)	Mutual Funds		0	0	0	0	0	0.0000	0	0	0	0.0000	0	0.0000	0	0.0000	0	0.0000	0
(b)	Venture Capital Funds		0	0	0	0	0	0.0000	0	0	0	0.0000	0	0.0000	0	0.0000	0	0.0000	0
(c)	Alternate Investment Funds		0	0	0	0	0	0.0000	0	0	0	0.0000	0	0.0000	0	0.0000	0	0.0000	0
(d)	Foreign Venture Capital Investors		0	0	0	0	0	0.0000	0	0	0	0.0000	0	0.0000	0	0.0000	0	0.0000	0
(e)	Foreign Portfolio Investors		0	0	0	0	0	0.0000	0	0	0	0.0000	0	0.0000	0	0.0000	0	0.0000	0
(f)	Financial Inst/banks		0	0	0	0	0	0.0000	0	0	0	0.0000	0	0.0000	0	0.0000	0	0.0000	0
(g)	Insurance Companies		0	0	0	0	0	0.0000	0	0	0	0.0000	0	0.0000	0	0.0000	0	0.0000	0
(h)	Provident Funds/ Pension Fund		0	0	0	0	0	0.0000	0	0	0	0.0000	0	0.0000	0	0.0000	0	0.0000	0
(i)	Any other																		
	Sub-total (B)(1)		0	0	0	0	0	0.0000	0	0	0	0.0000	0	0.0000	0	0.0000	0	0.0000	0
(2)	Central Govt /state Govt/ President Of India		0	0	0	0	0	0.0000	0	0	0	0.0000	0	0.0000	0	0.0000	0	0.0000	0
	Sub-total (B)(2)		0	0	0	0	0	0.0000	0	0	0	0.0000	0	0.0000	0	0.0000	0	0.0000	0
(3)	Non-Institutions																		
(a)	(i) Individual-Holding Norm. Val. upto Rs.2 lakhs		279	132200	0	0	132200	4.4053	132200	0	132200	4.4053	0	4.4053	0	0.0000	0	0.0000	20
	(ii) Individual-Holding Norm. Val. greater than Rs.2 lakhs		5	581150	0	0	581150	19.3658	581150	0	581150	19.3658	0	19.3658	0	0.0000	0	0.0000	0
	Manish Kumar huf			146110	0	0	146110	4.8689	146110	0	146110	4.8689	0	4.8689	0	0.0000	0	0.0000	0
	Rachana Khemka			101530	0	0	101530	3.3833	101530	0	101530	3.3833	0	3.3833	0	0.0000	0	0.0000	0
	Ridham Agarwal			146910	0	0	146910	4.8955	146910	0	146910	4.8955	0	4.8955	0	0.0000	0	0.0000	0
	Sunil Kumar Khetan			136600	0	0	136600	4.5520	136600	0	136600	4.5520	0	4.5520	0	0.0000	0	0.0000	0
	Tej Pratap			50000	0	0	50000	1.6662	50000	0	50000	1.6662	0	1.6662	0	0.0000	0	0.0000	0
(b)	Nbfc Registered With Rbi		0	0	0	0	0	0.0000	0	0	0	0.0000	0	0.0000	0	0.0000	0	0.0000	0
(c)	Employees Trust		0	0	0	0	0	0.0000	0	0	0	0.0000	0	0.0000	0	0.0000	0	0.0000	0
(d)	Overseas Depository Holding DRs		0	0	0	0	0	0.0000	0	0	0	0.0000	0	0.0000	0	0.0000	0	0.0000	0
(e)	Any Other																		
	Other - Body Corp		2	9000	0	0	9000	0.2999	9000	0	9000	0.2999	0	0.2999	0	0.0000	0	0.0000	0
	Other - Trusts		1	114000	0	0	114000	3.7989	114000	0	114000	3.7989	0	3.7989	0	0.0000	0	0.0000	0
	Shanti Devi Khemka Memorial Trust			114000	0	0	114000	3.7989	114000	0	114000	3.7989	0	3.7989	0	0.0000	0	0.0000	0
	Sub-total (B)(3)		287	836350	0	0	836350	27.8699	836350	0	836350	27.8699	0	27.8699	0	0.0000	0	0.0000	20
	Total Public Shareholding		287	836350	0	0	836350	27.8699	836350	0	836350	27.8699	0	27.8699	0	0.0000	0	0.0000	20

Chitra


RANJAN POLYSTER LIMITED
SHAREHOLDING PATTERN AS ON 30/06/2018

Table - IV Statement showing shareholding pattern of the Non Promoter - Non Public shareholder

S.No.	Category & Name of the Shareholder (I)	PAN (II)	No of Shareholders (III)	No. of fully paid Equity Share Held (IV)	No. Of Partly Paid Equity Shares Held (V)	No. Of shares underlying Depository Receipts (VI)	Total Nos. Shares Held (VII) = IV+V+VI	Shareholding % as of total no of Shares (VIII) as a % of (A+B+C2)	No of Voting Rights held in each class of securities (IX)				No of shares underlying outstanding convertible securities (including warrants) (X)	Shareholding as a % assuming full conversion of convertible securities (as a % of diluted equity capital) (XI) = VIII+X as a % of (A-B+C2)	No. of Locked in Shares (XII)		No of Shares pledged or otherwise encumbered (XIII)		No of Equity Shares Held in Dematerialized form (XIV)
									Class X	Class Y	Total	Total as a % of (A+B+C)			No. (a)	As a % of total shares held (b)	No. (a)	As a % of total shares held (b)	
(1)	Custodian/DR Holder																		
(a)	names																		
(2)	Employees Benefit Trust (under SEBI Based employees benefit) Regulation 2014																		
(a)	names																		
	Total Non-Promoter Non Public shareholding C = C1+C2																		

Velocity

