


Format of holding of specified securities

- 1 Name of Listed Entity : **RANJAN POLYSTERS LIMITED**
- 2 Scrip Code/ Name of Scrip/Class of Security : **EQUITY SHARES**
- 3 Share holding Pattern Filed under: Reg. 31(1)(a)/Reg. 31(1)(b)/Reg.31(1)(c)
 - a. If under 31(1)(b) then indicate the report for Quarter ending : **QUARTER ENDED 31.12.2019**
 - b. If under 31(1)(c) then indicate date of allotment/extinguishment
- 4 Declaration: The Listed entity is required to submit the following declaration to the extent of submission of information:-


Sr. No.	Particulars	Yes*/No*
1	Whether the Listed Entity has issued any partly paid up shares?	No
2	Whether the Listed Entity has issued any Convertible Securities?	No
3	Whether the Listed Entity has issued any Warrants?	No
4	Whether the Listed Entity has any shares against which depository receipts are issued?	No
5	Whether the Listed Entity has any shares in locked-in?	No
6	Whether any shares held by promoters are pledge or otherwise encumbered?	No
7	Whether Company has equity shares with differential voting Rights?	No
8	Whether the listed has significant beneficial owner?	Yes

- 5 The tabular format for disclosure of holding of specified securities is as follows:-



RAMJAN POLYESTER LIMITED
SHAREHOLDING PATTERN AS ON 31/12/2019
Table - I Summary Statement holding of specified securities

Category (I)	Category of Shareholder (II)	No. of Shareholders (III)	No. of fully paid Equity Share Held (IV)	No. Of Partly Paid Equity Shares Held (V)	No. Of shares underlying Depository Receipts (VI)	Total Nos. Shares Held (VII) = IV+V+VI	Shareholding as a % of total no of Shares (calculated as per SCRR 1957) (VIII) as a % of (A+B+C2)	No of Voting Rights held in each class of securities (IX)				No of shares underlying outstanding convertible securities (including warrants) (X)	Shareholding as a % assuming full conversions of convertible securities (as a % of diluted equity capital) (XI)=VII+(X) as a % of (A+B+C2)	No. of Locked in Shares (XII)		No of Shares pledged or otherwise encumbered (XIII)		No of Equity Shares Held in Dematerialized form (XIV)
								Class X	Class Y	Total	Total as a % of (A+B+C)			No. (a)	As a % of total shares held (b)	No. (a)	As a % of total shares held (b)	
(A)	Promoter & Promoter Group	16	2214555	0	0	2214555	73.7962	2214555	0	2214555	73.7952	0	73.7952	0	0.0000	0	0.0000	2214555
(B)	Public	286	786350	0	0	786350	25.2038	786350	0	786350	25.2038	0	25.2038	0	0.0000	0	0.0000	647450
(C)	Non Promoter - Non Public	0	0	0	0	0	0.0000	0	0	0	0.0000	0	0.0000	0	0.0000	0	0.0000	0
(C1)	Shares Underlying DRs	0	0	0	0	0	0.0000	0	0	0	0.0000	0	0.0000	0	0.0000	0	0.0000	0
(C2)	Share held By Employees Trusts	0	0	0	0	0	0.0000	0	0	0	0.0000	0	0.0000	0	0.0000	0	0.0000	0
	Total	0	0	0	0	0	0.0000	0	0	0	0.0000	0	0.0000	0	0.0000	0	0.0000	0
	Total A+B+C1+C2	302	3000905	0	0	3000905	100.0000	3000905	0	3000905	100.0000	0	100.0000	0	0.0000	0	0.0000	2862005




RANJAN POLYSTER LIMITED
SHAREHOLDING PATTERN AS ON 31/12/2019
Table - II Statement showing shareholding pattern of the Promoter and Promoter Group

S.No.	Category & Name of the Shareholder (I)	PAN (II)	No. of Share holders (III)	No. of fully paid Equity Share Held (IV)	No. Of Partly Paid Equity Shares Held (V)	No. Of shares underlying Depository Receipts (VI)	Total Nos. Shares Held (VII) = IV+V+VI	Shareholding as a % of total no of Shares (calculated as per SCRR 1957) (VIII) as a % of (A+B+C2)	No. of Voting Rights held in each class of securities (IX)				No of shares underlying outstanding convertible securities (including warrants) (K)	Shareholding as a % assuming full conversions of convertible securities (as a % of diluted equity capital) (XI)=(VII+X as a % of (A+B+C2)	No. of Locked In Shares (XII)		No of Shares pledged or otherwise encumbered (XIII)		No of Equity Shares Held in Dematerialized form (XIV)	
									Class X	Class Y	Total	Total as a % of (A+B+C)			No. (a)	As a % of total shares held (b)	No. (a)	As a % of total shares held (b)		
(1)	Inclian																			
(a)	Individual		10	1513100	0	0	1513100	50.4215	1513100	0	1513100	50.4215	0	50.4215	0	0.0000	0	0.0000	1513100	
	Mahesh Kumar Bhimsariya	AJEPB2543M		282500	0	0	282500	9.4138	282500	0	282500	9.4138	0	9.4138	0	0.0000	0	0.0000	282500	
	Mohit Kumar Bhimsaria	AAYPB1897H		139000	0	0	139000	4.6319	139000	0	139000	4.6319	0	4.6319	0	0.0000	0	0.0000	139000	
	Mukesh Kumar Bhimsaria	ACBPB8917G		139000	0	0	139000	4.6319	139000	0	139000	4.6319	0	4.6319	0	0.0000	0	0.0000	139000	
	Neha Bhimsaria	ANRPB3302L		145000	0	0	145000	4.8319	145000	0	145000	4.8319	0	4.8319	0	0.0000	0	0.0000	145000	
	Saket Parikh	ABPP9761G		124900	0	0	124900	4.1621	124900	0	124900	4.1621	0	4.1621	0	0.0000	0	0.0000	124900	
	Sant Kumar Bhimsaria	ACBPB8987C		145000	0	0	145000	4.8319	145000	0	145000	4.8319	0	4.8319	0	0.0000	0	0.0000	145000	
	Sarika Bhimsaria	ANRPB3301K		126100	0	0	126100	4.2021	126100	0	126100	4.2021	0	4.2021	0	0.0000	0	0.0000	126100	
	Shakuntala Devi Bhimsariya	ABYPB7101N		139200	0	0	139200	4.6386	139200	0	139200	4.6386	0	4.6386	0	0.0000	0	0.0000	139200	
	Sushma Bhimsaria	ABXPB6611Q		137200	0	0	137200	4.5720	137200	0	137200	4.5720	0	4.5720	0	0.0000	0	0.0000	137200	
	Tripti Parikh	ACPP4471L		135200	0	0	135200	4.5053	135200	0	135200	4.5053	0	4.5053	0	0.0000	0	0.0000	135200	
(b)	Huf		6	701455	0	0	701455	23.3748	701455	0	701455	23.3748	0	23.3748	0	0.0000	0	0.0000	701455	
	Chiranjil Lal Mukhran Huf.	AA8HC0130I		139555	0	0	139555	4.6504	139555	0	139555	4.6504	0	4.6504	0	0.0000	0	0.0000	139555	
	Mohit Kumar Huf	AAGHM3925E		50000	0	0	50000	1.6662	50000	0	50000	1.6662	0	1.6662	0	0.0000	0	0.0000	50000	
	Saket Parikh (huf)	AA5H53049B		120900	0	0	120900	4.0288	120900	0	120900	4.0288	0	4.0288	0	0.0000	0	0.0000	120900	
	Santkumar Maheshkumar Huf	AADH54315Q		120000	0	0	120000	3.9988	120000	0	120000	3.9988	0	3.9988	0	0.0000	0	0.0000	120000	
	Santkumar Mohitkumar Huf	AADH54318A		135000	0	0	135000	4.4986	135000	0	135000	4.4986	0	4.4986	0	0.0000	0	0.0000	135000	
	Santkumar Mukeshkumar Huff	AAGH56721L		136000	0	0	136000	4.5320	136000	0	136000	4.5320	0	4.5320	0	0.0000	0	0.0000	136000	
(c)	Central Govt./state Govt./ President Of India		0	0	0	0	0	0.0000	0	0	0	0.0000	0	0.0000	0	0.0000	0	0.0000	0	
(d)	Financial Inst/banks		0	0	0	0	0	0.0000	0	0	0	0.0000	0	0.0000	0	0.0000	0	0.0000	0	
(e)	Any other		0	0	0	0	0	0	0	0	0	0	0	0	0	0	0	0	0	
	Other - Body Corporate		0	0	0	0	0	0	0	0	0	0	0	0	0	0	0	0	0	
	Sub - Total		16	2214555	0	0	2214555	73.7962	2214555	0	2214555	73.7962	0	73.7962	0	0	0	0	2214555	
(2)	Foreign																			
(a)	Individual (nri/ Foreign Individual)		0	0	0	0	0	0	0	0	0	0	0	0	0	0	0	0	0	
(b)	Government		0	0	0	0	0	0	0	0	0	0	0	0	0	0	0	0	0	
(c)	Institutions		0	0	0	0	0	0	0	0	0	0	0	0	0	0	0	0	0	
(d)	Foreign Portfolio Investor		0	0	0	0	0	0	0	0	0	0	0	0	0	0	0	0	0	
(e)	Any Other		0	0	0	0	0	0	0	0	0	0	0	0	0	0	0	0	0	
	Sub - Total		0	0	0	0	0	0	0	0	0	0	0	0	0	0	0	0	0	
	Total Shareholding of Promoter and Promoter Group		16	2214555	0	0	2214555	73.7962	2214555	0	2214555	73.7962	0	73.7962	0	0	0	0	2214555	



RANIAN POLYSTER LIMITED
SHAREHOLDING PATTERN AS ON 31/12/2019
Table - III Statement showing shareholding pattern of the Public shareholding


S.No.	Category & Name of the Shareholder (I)	PAN (II)	No of Shareholders (III)	No. of fully paid Equity Shares Held (IV)	No. Of Partly Paid Equity Shares Held (V)	No. Of shares Underlying Depository Receipts (VI)	Total Nos. Shares Held (VII) = IV+V+VI	Shareholding as a % of total no of Shares (calculated as per SCRR 1957) (VIII) as a % of (A+B+C2)	No of Voting Rights held in each class of securities (IX)				No of shares underlying convertible securities (including warrants) (X)	Shareholding as a % assuming full convertibles of convertible securities (as a % of diluted equity capital (X)-VII)+K as a % of (A+B+C2)	No. of Locked In Shares (XII)		No of Shares pledged or otherwise encumbered (XIII)		No of Equity Shares Held in Dematerialised form (XIV)
									Class K	Class Y	Total	Total as a % of (A+B+C)			No. (a)	As a % of total shares held (b)	No. (a)	As a % of total shares held (b)	
(1)	Institutions																		
(a)	Mutual Funds		0	0	0	0	0	0.0000	0	0	0	0.0000	0	0.0000	0	0.0000	0	0.0000	0
(b)	Venture Capital Funds		0	0	0	0	0	0.0000	0	0	0	0.0000	0	0.0000	0	0.0000	0	0.0000	0
(c)	Alternate Investment Funds		0	0	0	0	0	0.0000	0	0	0	0.0000	0	0.0000	0	0.0000	0	0.0000	0
(d)	Foreign Venture Capital Investors		0	0	0	0	0	0.0000	0	0	0	0.0000	0	0.0000	0	0.0000	0	0.0000	0
(e)	Foreign Portfolio Investors		0	0	0	0	0	0.0000	0	0	0	0.0000	0	0.0000	0	0.0000	0	0.0000	0
(f)	Financial Inst/banks		0	0	0	0	0	0.0000	0	0	0	0.0000	0	0.0000	0	0.0000	0	0.0000	0
(g)	Insurance Companies		0	0	0	0	0	0.0000	0	0	0	0.0000	0	0.0000	0	0.0000	0	0.0000	0
(h)	Provident Funds/ Pension Fund		0	0	0	0	0	0.0000	0	0	0	0.0000	0	0.0000	0	0.0000	0	0.0000	0
(i)	Any other																		
	Sub-total (B)(1)		0	0	0	0	0	0.0000	0	0	0	0.0000	0	0.0000	0	0.0000	0	0.0000	0
(2)	Central Govt./state Govt./ President Of India		0	0	0	0	0	0.0000	0	0	0	0.0000	0	0.0000	0	0.0000	0	0.0000	0
	Sub-total (B)(2)		0	0	0	0	0	0.0000	0	0	0	0.0000	0	0.0000	0	0.0000	0	0.0000	0
(3)	Non-institutions																		
(a)	(i) Individual-Holding Norm. Val. upto Rs.2 lakhs		279	132200	0	0	132200	4.4053	132200	0	132200	4.4053	0	4.4053	0	0.0000	0	0.0000	2300
	(ii) Individual-Holding Norm. Val. greater than Rs.2 lakhs		4	499040	0	0	499040	16.6297	499040	0	499040	16.6297	0	16.6297	0	0.0000	0	0.0000	493040
	Harsh Agarwal	CZPA5234M		114000	0	0	114000	3.7989	114000	0	114000	3.7989	0	3.7989	0	0.0000	0	0.0000	114000
	Rachna Khemka	AGPK2989K		101530	0	0	101530	3.3833	101530	0	101530	3.3833	0	3.3833	0	0.0000	0	0.0000	101530
	Ridham Agarwal	CZPA5494A		146910	0	0	146910	4.8955	146910	0	146910	4.8955	0	4.8955	0	0.0000	0	0.0000	146910
	Sunil Kumar Khetan	AKPPK4327B		136600	0	0	136600	4.5520	136600	0	136600	4.5520	0	4.5520	0	0.0000	0	0.0000	136600
(b)	Nbfc Registered With Rbi		0	0	0	0	0	0.0000	0	0	0	0.0000	0	0.0000	0	0.0000	0	0.0000	0
(c)	Employees Trust		0	0	0	0	0	0.0000	0	0	0	0.0000	0	0.0000	0	0.0000	0	0.0000	0
(d)	Overseas Depository Holding D/Hs		0	0	0	0	0	0.0000	0	0	0	0.0000	0	0.0000	0	0.0000	0	0.0000	0
(e)	Any Other																		
	Other - Body Corp		2	9000	0	0	9000	0.2999	9000	0	9000	0.2999	0	0.2999	0	0.0000	0	0.0000	0
	Other - Individual NLF		1	146110	0	0	146110	4.8689	146110	0	146110	4.8689	0	4.8689	0	0.0000	0	0.0000	146110
	Manish Kumar Huf	AADHM3037N		146110	0	0	146110	4.8689	146110	0	146110	4.8689	0	4.8689	0	0.0000	0	0.0000	146110
	Sub-total (B)(3)		286	786350	0	0	786350	26.2038	786350	0	786350	26.2038	0	26.2038	0	0.0000	0	0.0000	647450
	Total Public Shareholding		286	786350	0	0	786350	26.2038	786350	0	786350	26.2038	0	26.2038	0	0.0000	0	0.0000	647450



RANIAN POLYSTER LIMITED
SHAREHOLDING PATTERN AS ON 31/12/2019

Table - IV Statement showing shareholding pattern of the Non Promoter - Non Public share holder

S.No.	Category & Name of the Shareholder (I)	PAN (II)	No of Shareholders (III)	No. of fully paid Equity Share Held (IV)	No. Of Partly Paid Equity Shares Held (V)	No. Of shares underlying Depository Receipts (VI)	Total Nos. Shares Held (VII) = IV+V+VI	Shareholding % as of total no of Shares (VIII) as a % of (A+B+C2)	No of Voting Rights held in each class of securities (IX)				No of shares underlying outstanding convertible securities (including warrants) (X)	Shareholding as a % assuming full conversions of convertible securities (as a % of diluted equity capital) (XI)=VII+X as a % of (A+B+C2)	No. of Locked in Shares (XII)		No of Shares pledged or otherwise encumbered (XIII)		No of Equity Shares Held in Dematerialized form (XIV)
									Class X	Class Y	Total	Total as a % of (A+B+C)			No. (a)	As a % of total shares held (b)	No. (a)	As a % of total shares held (b)	
(1)	Custodian/DR Holder																		
(a)	names																		
(2)	Employees Benefit Trust (under SEBI Based employees benefit) Regulation 2014																		
(a)	names																		
	Total Non-Promoter Non Public shareholding C = C1+C2																		



RANJAN POLYSTER LIMITED
SHAREHOLDING PATTERN AS ON 31/12/2019
Table V- Statement showing details of significant beneficial owners

Sr. No.	Details of the significant beneficial owner (i)			Details of the registered owner (id)			Particulars of the shares in which		Date of creation / acquisition of significant beneficial interest (IV)
	Name	PAN	Nationality	Name	PAN	Nationality	Number of shares	Shareholding as a % of total no. of shares [calculated as per SCRR, 1957] As a % of (A+B+C2)	
1	MAHESH KUMAR BHIMSARIYA	AEEP82543M	India	SANTKUMAR MAHESHKUMAR	AADHS4316C	India	4		31/01/2016
2	SANT KUMAR BHIMSARIA	AQBPB8987C	India	Chiranjil Lal Mukhran Huf	AABHC0130J	India	4.65		31/10/2006
3	SANT KUMAR BHIMSARIA	AQBPB8987C	India	Santkumar Mohitkumar H	AADHS4318A	India	4.5		31/10/2006

